

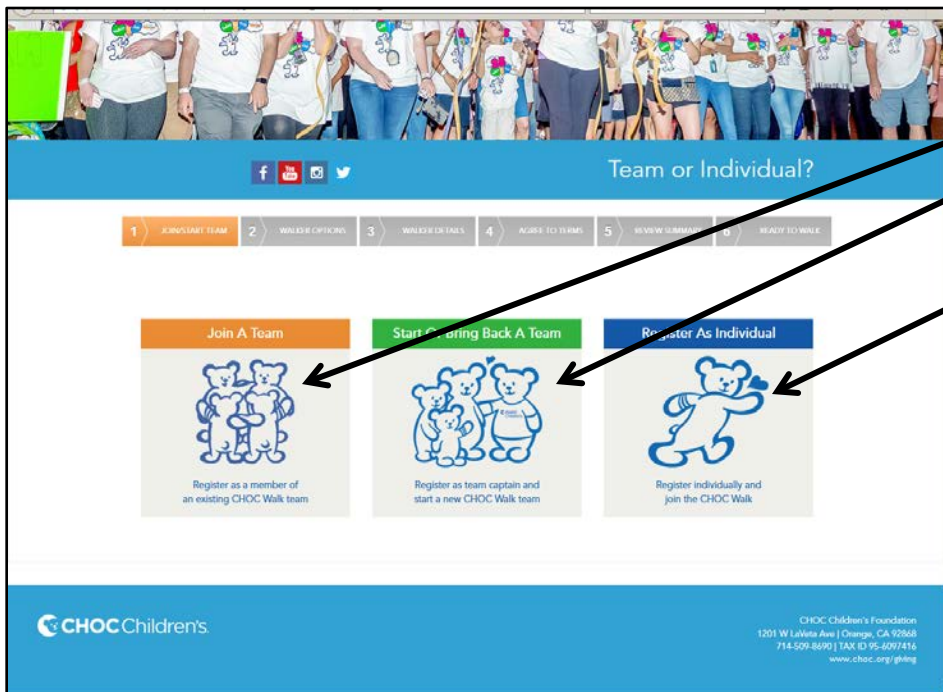
# Registration Step by Step

## Step 1



Click Register Button

## Step 2



Choose Participation Type:

Join a Team- go to Step 3

Start or Bring Back a Team- go to Step 4

Register as Individual- go to Step 5

## Step 3

The screenshot shows the 'Join or Form a Team' page. At the top, there is a blue header with social media icons and the text 'Join or Form a Team'. Below the header is a progress bar with six steps: 1. JOIN/START TEAM (highlighted in orange), 2. WALKER OPTIONS, 3. WALKER DETAILS, 4. AGREE TO TERMS, 5. REVIEW SUMMARY, and 6. READY TO WALK. The main content area is titled 'Join a Team' and includes a paragraph: 'Gather your family, friends, and colleagues and create a CHOC Walk team! The excitement, energy and camaraderie teams bring to the Walk are part of what makes the CHOC Walk unique. Moreover, the CHOC Walk is a great chance to show off your school colors or promote your company to the thousands of CHOC Walk participants in attendance.' Below this is a box that says 'Returning users, log in first!' with a note: 'Note: To reactivate your team from last year, you must be [signed in](#).' Underneath are two input fields: 'TEAM NAME:' and 'COMPANY OR FUNDRAISING GROUP:' with a dropdown menu set to 'Choose an existing company'. A 'Search for a Team' button is to the right. At the bottom, there are two links: 'I would like to participate as an individual' and 'I would like to start a new team'.

Enter the name of the team you want to join then click Search.

## Step 4

The screenshot shows the 'Start or Bring Back a Team' page. It features the same introductory paragraph as Step 3. Below the paragraph is a box that says 'Returning users, log in first!' with a note: 'Note: To reactivate your team from last year, you must be [signed in](#).' Underneath are several form fields: 'TEAM NAME:' (input field), 'TEAM FUNDRAISING GOAL:' (input field with '\$1,500.00' and 'Suggested Team Goal: \$1,500.00'), 'COMPANY OR FUNDRAISING GROUP:' (dropdown menu set to 'Choose an existing company'), and 'TEAM TYPE:' (dropdown menu set to 'CHOC Affiliate or Department'). A 'Next Step' button is located below these fields. At the bottom, there are two links: 'I would like to participate as an individual' and 'I would like to join an existing team'.

Returning participants, sign in first

Otherwise, new team captains, enter new team name and fill out rest of information. Click Next Step which will take you to your Individual participation registration.

## Step 5

CHOC WALK IN THE PARK Disneyland

Register Donate Sponsors Walk Details Login to Fundraise

Participant Options

1 JOIN/START TEAM 2 WALKER OPTIONS 3 WALKER DETAILS 4 AGREE TO TERMS 5 REVIEW SUMMARY 6 READY TO WALK

Choose One:

**Fundraising Bear**

I'm committing to raise a minimum of \$85 to participate in CHOC Walk in the Park.

**Busy Bear**

I'm paying \$95 today to secure my spot in the CHOC Walk. Please mail me my t-shirt and wristband.

You're not just fundraising, you're fighting for the health and well-being of kids in Southern California!

Enter your fundraising goal: \$   
( \$375 earns your Disneyland® Resort Park Hopper® Ticket )

**Kick-Start Your Fundraising**  
Now is the perfect time to kick-start your fundraising by making a donation to your own campaign. We have lots of incentives to keep you motivated.

 Minimum to Walk \$85	 CHOC Walk Pin \$125	 Medallion \$225	 Disneyland Pass \$375	 Disneyland Passes \$600
-----------------------------	----------------------------	------------------------	------------------------------	--------------------------------

Check Here for No Donation at this time

Registration Fee: \$0.00  
Your total is: **\$0.00**

Continue

CHOC Children's Foundation  
1201 W LaHeta Ave | Orange, CA 92668  
714.509.8690 | TAX ID 95.6097416  
www.choc.org/giving

Now you will create your personal registration. Choose from one of the options.

Busy Bear participants will need to make their donation today (\$85 + \$10 shipping= \$95)

Enter your fundraising goal or leave the default amount.

\*Set to any amount you are most comfortable with.

Click on an icon to make a gift today, otherwise leave unclicke and keep No Donation at this time checked.

Your total donation amount you will pay today will show here. Then click Continue.

## Step 6

The screenshot shows the CHOC Walk-Park registration page. At the top, there is a navigation bar with links for Register, Donate, Sponsors, Walk Details, and Login to Fundraise. Below the navigation bar is a banner image of a group of people walking. The main content area is titled 'Returning Walker Login' and features a progress bar with six steps: 1. JOIN/START TEAM, 2. WALKER OPTIONS, 3. WALKER DETAILS, 4. AGREE TO TERMS, 5. REVIEW SUMMARY, and 6. READY TO WALK. The 'Returning Walker' section is highlighted in orange and contains a form with fields for Username and Password, a Login button, and a Forgot Password link. The 'New Walker' section is highlighted in green and contains a button to 'Join as a New Walker'. The 'Social Login' section is highlighted in blue and contains buttons for 'Sign in with Twitter', 'Sign in with Google+', and 'Sign in with Facebook'.

Choose which login that applies.

\*If you are a returning team captain and signed in previously, you will be directed to Step 7.

## Step 7

The screenshot shows the CHOC Walk-Park registration page. At the top, there is a navigation bar with links for Register, Donate, Sponsors, Walk Details, and Login to Fundraise. Below the navigation bar is a banner image of a group of people walking. The main content area is titled 'Registration' and features a progress bar with six steps: 1. JOIN/START TEAM, 2. WALKER OPTIONS, 3. WALKER DETAILS, 4. AGREE TO TERMS, 5. REVIEW SUMMARY, and 6. READY TO WALK. The 'Registration' section is highlighted in blue and contains a form with fields for FIRST NAME, LAST NAME, DATE OF BIRTH (with dropdowns for Month, Day, and Year), GENDER, ADDRESS, APT./UNIT, CITY/TOWN, STATE/PROVINCE (with a dropdown for 'Select State'), and ZIP CODE.

Complete form. Returning participants will see some fields filled out.

Form continues on following page.

USER NAME

E-MAIL

PASSWORD

REPEAT PASSWORD


WHAT IS YOUR T-SHIRT SIZE?

- Child Small
- Child Medium
- Adult Small
- Adult Medium
- Adult Large
- Adult XL
- Adult 2XL
- Adult 3XL

WHAT IS YOUR CONNECTION TO CHOC?


- CHOC Patient or Family Member
- CHOC Associate
- CHOC Guild
- Disneyland Resort
- Other

[Continue](#)

 CHOC Walk in the Park is the Largest pediatric walk event in the nation.

Click Continue

## Step 8



[f](#) [yt](#) [ig](#) [tw](#) Waiver

1 JOINT START TEAM 2 WALKER OPTIONS 3 WALKER DETAILS 4 **AGREE TO TERMS** 5 REVIEW SUMMARY 6 READY TO WALK

Please take a moment to read the following waiver. [Printable Version \(B\)](#)

**EACH PARTICIPANT MUST READ**

I am voluntarily participating in the CHOC Walk in the Park (the "Walk"), and do hereby personally assume all risks in connection with the Walk for any harm, injury, or damage that may befall me while I am such a participant, including all risks connected therewith, whether foreseen or unforeseen. I understand and agree that neither The Walt Disney® Company and/or CHOC Children's, their divisions, subsidiaries, affiliated and related companies, nor any participating business, nor the municipalities through which the Walk may take place, and their directors, officers, agents, representatives, employees, predecessors, successors, and assigns (collectively "Released Parties") may be held liable or responsible in any way for any injury, death, or other damages to me or my family, heirs, or assigns that may occur as a result of my participation in the Walk, or as a result of the negligence of any party, including the Released Parties, whether passive or active. I understand that I may be photographed and consent that my likeness may appear in future promotional materials related to the Walk without compensation. I HAVE FULLY INFORMED MYSELF OF THE CONTENTS OF THIS LIABILITY RELEASE AND EXPRESS ASSUMPTION OF RISK BY READING IT BEFORE SIGNING IT ON MYSELF AND MY HEIRS.

I agree with the terms and conditions above.

[Cancel](#) [Next Step](#)

Agree to terms and click Next Step.

## Step 9

1 JUMPSTART TEAM 2 WALKER OPTIONS 3 WALKER DETAILS 4 AGREE TO TERMS 5 REVIEW SUMMARY 6 READY TO WALK

**Greetings, Sara Tester!**

Please review your information  
Once submitted, you'll be directed to the secure payment screen.

Address  Walker Type  
Fundraising Bear

Team Name  Email Address  
lisamitau+saratester@gmail.com

**Attention Parents**

Is your child under the age of 16? Register them here!  
Note: Child personal pages are not editable at this time.

OR

Confirm info and click **Complete Your Registration** or **Register Child**— this will bring you back to Step 5.

Still having trouble? Please email us at [chocwalk@choc.org](mailto:chocwalk@choc.org) or call (714) 509-8690.